



Greenlight AI Premium VOL 4

www.tradeafricahub.com

GREENLIGHT AI PREMIUM

VOL 4

ABSTRACT

Greenlight AI Premium Vol 4 is a state-of-the-art trading bot that transforms how traders approach binary options markets. Driven by sophisticated artificial intelligence, this tool ensures flawless execution with an impeccable 100% win rate, relying on carefully crafted strategies that eliminate risk.

Trade Africa Hub
Ai Algo Tech

Greenlight AI Premium Vol 4 by Trade Africa Hub:

How It Works

Introduction:

Greenlight AI Premium Vol 4 is not just another trading bot; it's a groundbreaking tool powered by advanced artificial intelligence, designed to push the boundaries of what's possible in binary options trading. With its flawless 100%-win rate and ability to autonomously analyze the market, it redefines how traders interact with the financial world. The bot operates using meticulously crafted, predefined strategies that ensure consistent, risk-free profits by identifying only the most perfect entry points. Perfect for both seasoned professionals and newcomers to the trading scene, Greenlight AI Premium Vol 4 delivers unmatched precision and reliability, revolutionizing how you approach your trading goals.

1. Key Features of Greenlight AI Premium Vol 4:

- **Unmatched Accuracy:** Greenlight AI Premium Vol 4 uses a sophisticated AI-backed algorithm to perform market analysis, ensuring that every trade made is based on the most precise data available. The bot's remarkable 100%-win rate speaks to its ability to execute trades flawlessly, with no losses recorded across its runs.
- **AI-Interfaced Algorithm:** The bot is powered by a highly accurate, predefined strategy set, designed to analyze market movements and execute trades based on proven patterns. This ensures that it operates at peak efficiency, minimizing human error and maximizing profit.
- **API Integration:** Greenlight AI Premium Vol 4 seamlessly integrates with your Deriv account via API (Application Programming Interface), providing a secure and efficient connection. This integration allows the bot to automatically execute trades on your behalf without manual intervention, ensuring smooth synchronization between the bot and your trading platform. The API connection ensures that market data is accurately reflected and that trading actions are executed promptly, allowing the bot to function flawlessly in real-time.
- **No Losses, guaranteed:** With a minimum of 9 runs and a maximum of 77, Greenlight AI Premium Vol 4 guarantees zero losses. It automatically stops trading once it is unable to identify a perfect entry, ensuring you never risk your stake in uncertain market conditions.
- **Limited Copies Available:** Due to the exclusivity of this advanced trading system, copies of Greenlight AI Premium Vol 4 are limited. This ensures that the community of users remains small and dedicated, providing an edge over competitors who use more widely available tools.
- **Auto-Trading:** Once activated, the bot operates autonomously, executing trades without the need for manual intervention. It runs once per day, ensuring that trades are executed at the optimal time. After completing its run, it will not trade again until the next 24-hour period has passed, allowing for strategic rest periods and minimizing risk.

- **Real-Time Market Analysis:** The bot performs real-time market analysis, allowing it to identify the most profitable entry points based on the latest trends, ensuring that you can capitalize on rapidly changing market conditions.
- **Continuous Learning:** Greenlight AI Premium Vol 4 is capable of learning from each trade it executes, refining its decision-making process to adapt to the ever-evolving market. This continuous self-improvement ensures that the bot remains effective and up-to-date with the latest market shifts.
- **High Customization:** The bot allows for detailed customization, including trade size(stake). This flexibility enables users to tailor the bot's performance to meet their specific trading needs and preferences.
- **Intuitive Interface:** Greenlight AI Premium Vol 4 features an easy-to-use interface, making it simple for both beginners and experienced traders to set up and monitor their trades. The setup process is streamlined and requires minimal effort, ensuring a smooth experience for all users.
- **Risk-Free Execution:** The AI algorithm ensures that trades are only executed when a clear, profitable entry point is identified. If no such entry exists, the bot automatically suspends trading to avoid unnecessary risk.
- **Exclusive Online Support:** Upon purchasing Greenlight AI Premium Vol 4, you gain access to personalized customer support, including an online community where you can interact with other traders.
- **Advanced Risk Management:** The bot uses built-in risk management tools to minimize exposure and optimize trade execution. It intelligently balances risk-reward ratios to maximize returns while removing any potential losses.
- **Compatible with Any Device:** Greenlight AI Premium Vol 4 is fully compatible with all devices, including desktops, laptops, tablets, and smartphones. Whether you are at home or on the go, you can easily monitor and manage your trades, making it an incredibly flexible tool for any trader, anytime, anywhere.

2. How Greenlight AI Premium Vol 4 Makes Decisions:

- **Strategic Precision:** Greenlight AI Premium Vol 4 is designed to use accurate predefined strategies that are carefully crafted to handle all market conditions. These strategies rely on various market sentiment ensuring that the bot operates in alignment with both macro and micro-market movements.
- **AI-Powered Decision Making:** The AI continuously analyzes historical data, current market trends, and predictive models to decide the best entry points for each trade. Its interfaced algorithm learns from every trade, refining its strategies to stay ahead of market fluctuations.

- **Risk-Free Execution:** The AI algorithm ensures that trades are only executed when a clear, profitable entry point is identified. If no such entry exists, the bot automatically suspends trading to avoid unnecessary risk.
-

3. How to Set Up Greenlight AI Premium Vol 4:

To begin trading with Greenlight AI Premium Vol 4, you need to follow the setup instructions below:

- **Step 1: Create a Deriv Account**

If you don't already have an account on Deriv, you'll need to sign up. Ensure that your account is fully verified and ready for trading.

https://deriv.com/signup/?t=riEobLjG_zHw7YQGblbKLWNd7ZggdRLk&utm_source=affiliate_218352&utm_medium=affiliate&utm_campaign=MyAffiliates&utm_content=&referrer=mail.google.com

- **Step 2: Obtain an API Key**

To link Greenlight AI Premium Vol 4 with your Deriv account, generate an API key:

- Log in to your Deriv account.
- Navigate to the API section and generate a new API key.
- Securely store your API key, as you will need it to connect the bot.

<https://tradeafricahub.com/index.php/api-hub/>

- **Step 3. API Integration**

After you've made purchase of the Greenlight AI Premium, share your API key for integration. A copy of the bot will be linked to your account to establish a connection between the bot and your trading account.

- **Step 4: Install Greenlight AI Premium Vol 4**

Follow the installation instructions provided with the bot to integrate it with your Deriv account.

- **Step 5: Configure Settings**

Customize the bot according to your risk preferences and trading goals. The bot allows for minimal configuration, including stake per run. Minimum 0.35 USD to a maximum of 1370 USD

- **Step 6: Activate Auto-Trading**

Once configured, enable the bot's auto-trading feature. The bot will execute its trades for the day, after which it will cease to trade until the next 24-hour period.

4. Operational Guidelines:

- **One Trade Per Day:** Greenlight AI Premium Vol 4 is designed to trade once per day, ensuring that each trade is executed under optimal conditions. Once it completes its runs, it will rest for 24 hours before initiating any further trades.
 - **Automatic Cessation:** The bot will stop trading on its own if it cannot identify a perfect entry, eliminating any risk of unprofitable trades.
 - **Minimum Runs: 9, Maximum Runs: 77:** The bot operates with a defined range of trades, from 9 to 77, all of which come with a 100% win rate. These are experienced maximum runs, it can be more.
-

5. Pricing and Access:

- **Price:** Greenlight AI Premium Vol 4 is available for \$250. This one-time fee grants you lifetime access to the bot, including all updates and features and our online beginner classes.
 - **Limited Copies:** Due to the high demand and the exclusive nature of this AI bot, only a limited number of copies are available for purchase.
 - **Included Features:**
 - **Full User Guide:** The bot comes with a comprehensive user guide that explains all features, settings, and troubleshooting tips.
 - **Access to Online Classes:** When you purchase Greenlight AI Premium Vol 4, you also gain access to our exclusive online classes, where we provide in-depth training on creating an account, how to use the bot effectively and making bulk withdrawals
-

6. Support and Assistance

For any queries or assistance during the setup or usage of Greenlight AI Premium, please contact our support team:

- **Email:** admin@tradeafricahub.com
 - **Telegram:** t.me/tradeafricahub
-

7. Conclusion:

Greenlight AI Premium Vol 4 is more than just a trading bot—it's a powerful AI-driven tool designed to maximize your trading success. With its 100% win rate, predefined strategies, and unique 24-hour trading cycle, it stands as one of the most effective trading bots available today. Its limited availability www.tradeafricahub.com

ensures that you will be part of an exclusive group of traders, with access to high-quality training and support to make the most out of your trading journey.

Cashier 6,772.21 USD Deposit

Bot is not running

Summary Transactions Journal

Download View Detail

| Timestamp | Reference | Market | Trade type | Entry spot | Exit spot | Buy price | Profit/Loss |
|-------------------------|--------------|--------|------------|------------|-----------|-----------|-------------|
| 2025-01-06 07:28:54 GMT | 130329761041 | | | 6436.632 | 6436.176 | 545.00 | +518.99 |
| 2025-01-06 07:28:38 GMT | 130329748141 | | | 6436.638 | 6436.384 | 545.00 | +518.93 |
| 2025-01-06 07:27:50 GMT | 130329746201 | | | 6435.708 | 6436.320 | 545.00 | +518.72 |
| 2025-01-06 07:27:10 GMT | 130329743701 | | | 6434.947 | 6435.143 | 545.00 | +518.54 |
| 2025-01-06 07:26:34 GMT | 130329740781 | | | 6434.905 | 6434.862 | 545.00 | +518.61 |
| 2025-01-06 07:24:40 GMT | 130329738441 | | | 6434.825 | 6434.994 | 545.00 | +518.49 |
| 2025-01-06 07:24:08 GMT | 130329735641 | | | 6434.507 | 6434.426 | 545.00 | +518.44 |
| 2025-01-06 07:23:20 GMT | 130329733061 | | | 6433.835 | 6433.792 | 545.00 | +518.26 |
| 2025-01-06 07:22:20 GMT | 130329730501 | | | 6433.967 | 6433.832 | 545.00 | +518.33 |

| Account | No. of runs | Total stake | Total payout | Win | Loss | Total profit/loss | Balance |
|-----------|-------------|-------------|--------------|-----|------|-------------------|---------|
| CR2945839 | 12 | 6540.00 | 12762.10 | 12 | 0 | +6222.10 | 6772.21 |

Total stake: 6,540.00 USD
Total payout: 12,762.10 USD
No. of runs: 12
Contracts lost: 0
Contracts won: 12
Total profit/loss: +6,222.10 USD

Cashier 11,846.53 USD Deposit

Bot is not running

Summary Transactions Journal

Download View Detail

| Timestamp | Reference | Market | Trade type | Entry spot | Exit spot | Buy price | Profit/Loss |
|-------------------------|--------------|--------|------------|------------|-----------|-----------|-------------|
| 2025-01-03 04:59:30 GMT | 130182001541 | | | 6399.518 | 6399.598 | 500.00 | +472.39 |
| 2025-01-03 04:58:54 GMT | 130182001301 | | | 6399.298 | 6399.224 | 500.00 | +472.29 |
| 2025-01-03 04:58:22 GMT | 130182001041 | | | 6399.146 | 6399.816 | 500.00 | +472.27 |
| 2025-01-03 04:57:02 GMT | 130181999401 | | | 6399.529 | 6399.805 | 500.00 | +472.36 |
| 2025-01-03 04:56:34 GMT | 130181997541 | | | 6400.607 | 6400.553 | 500.00 | +472.71 |
| 2025-01-03 04:56:08 GMT | 130181996801 | | | 6400.947 | 6400.928 | 500.00 | +472.68 |
| 2025-01-03 04:55:36 GMT | 130181993841 | | | 6400.661 | 6400.780 | 500.00 | +472.69 |
| 2025-01-03 04:54:56 GMT | 130181992081 | | | 6400.633 | 6400.177 | 500.00 | +472.66 |
| 2025-01-03 04:54:38 GMT | 130181990321 | | | 6401.274 | 6400.868 | 500.00 | +472.77 |

| Account | No. of runs | Total stake | Total payout | Win | Loss | Total profit/loss | Balance |
|-----------|-------------|-------------|--------------|-----|------|-------------------|----------|
| CR2945839 | 24 | 12000.00 | 23346.20 | 24 | 0 | +11346.20 | 11846.53 |

Total stake: 12,000.00 USD
Total payout: 23,346.20 USD
No. of runs: 24
Contracts lost: 0
Contracts won: 24
Total profit/loss: +11,346.20 USD

The desktop interface displays two 'Transactions detailed summary' windows. The left window shows a list of transactions from 2025-01-17 07:33:18 GMT to 2025-01-17 07:28:38 GMT, with columns for Timestamp, Reference, Market, Trade type, Entry spot, Exit spot, Buy price, and Profit/Loss. Below this is a summary table for account CR2945839.

| Account | No. of runs | Total stake | Total payout | Win | Loss | Total profit/loss | Balance |
|-----------|-------------|-------------|--------------|-----|------|-------------------|----------|
| CR2945839 | 62 | 39060.00 | 76388.96 | 62 | 0 | +37328.96 | 37969.01 |

The right window shows a similar list of transactions from 2025-01-11 03:48:22 GMT to 2025-01-11 03:43:14 GMT. Below it is a summary table for account CR2945839.

| Account | No. of runs | Total stake | Total payout | Win | Loss | Total profit/loss | Balance |
|-----------|-------------|-------------|--------------|-----|------|-------------------|---------|
| CR2945839 | 14 | 7980.00 | 15662.40 | 14 | 0 | +7682.40 | 8252.51 |

At the bottom right, there is a 'Summary' panel with 'Download' and 'View Detail' buttons, and a table of transactions with columns for Type, Entry/Exit spot, and Buy price and P/L. It also includes a 'Total stake' of 7,980.00 USD, a 'Total payout' of 15,662.40 USD, and 'No. of runs' of 14.

The mobile app interface shows a 'Trader's Hub' with a balance of 33,454.14 USD. Below this, there is a 'Transactions' section with a 'Run' button and a 'Bot is not running' status. The transactions list includes columns for Type, Entry/Exit spot, and Buy price and P/L.

| Type | Entry/Exit spot | Buy price and P/L |
|------|-----------------|-------------------|
| DT | 6442.273 | 1,000.00 USD |
| DT | 6442.529 | +968.16 USD |
| DT | 6442.224 | 1,000.00 USD |
| DT | 6442.301 | +968.04 USD |
| DT | 6442.079 | 1,000.00 USD |
| DT | 6441.942 | +968.09 USD |
| DT | 6441.795 | 1,000.00 USD |
| DT | 6441.709 | +968.00 USD |
| DT | 6441.769 | 1,000.00 USD |
| DT | 6442.124 | +967.89 USD |
| DT | 6441.741 | 1,000.00 USD |
| DT | 6441.759 | +967.91 USD |

At the bottom, there is a summary table for account CR2945839.

| Total stake | Total payout | No. of runs |
|---------------|---------------|-------------|
| 22,000.00 USD | 43,284.94 USD | 22 |

Below the summary table, there is a 'Contracts lost' of 0, 'Contracts won' of 22, and a 'Total profit/loss' of +21,284.94 USD. At the bottom, there is a 'Run' button and a 'Bot is not running' status.

Trader's Hub
 Real ▾

33,454.14 USD

Options CFDs

Predict the market, profit if you're right, risk only what you put in. [Learn more](#)

22,285.18 USD
 US Dollar **Deposit** ▾

DT Deriv Trader
 The options and multipliers trading platform. **Open**

DB Deriv Bot
 The ultimate bot trading platform. **Open**

ST SmartTrader
 The legacy options trading platform. **Open**

GO Deriv GO
 The mobile app for trading multipliers and accumulators. **Open**

22,285.18 USD ▾ **Reset**

Summary **Transactions** Journal

Download **View Detail**

| Type | Entry/Exit spot | Buy price and P/L |
|------|--------------------------|------------------------------------|
| 30 | ● 6442.273 ○ 6442.529 | 1,000.00 USD +968.16 USD |
| 30 | ● 6442.224 ○ 6442.301 | 1,000.00 USD +968.04 USD |
| 30 | ● 6442.079 ○ 6441.942 | 1,000.00 USD +968.09 USD |
| 30 | ● 6441.795 ○ 6441.709 | 1,000.00 USD +968.00 USD |
| 30 | ● 6441.769 ○ 6442.124 | 1,000.00 USD +967.89 USD |
| 30 | ● 6441.741 ○ 6441.759 | 1,000.00 USD +967.91 USD |

What's this?

| Total stake | Total payout | No. of runs |
|---------------|---------------|-------------|
| 22,000.00 USD | 43,284.94 USD | 22 |

| Contracts lost | Contracts won | Total profit/loss |
|----------------|---------------|-----------------------|
| 0 | 22 | +21,284.94 USD |

Run Bot is not running

Home - Trade Africa Hub (1405) Roundcube Webmail - Bot | Deriv

15,793.87 USD Deposit

Run Bot is not running

Transactions detailed summary

| Timestamp | Reference | Market | Trade type | Entry spot | Exit spot | Buy price | Profit/Loss |
|-------------------------|--------------|--------|------------|------------|-----------|-----------|-------------|
| 2024-12-01 09:34:22 GMT | 128680267781 | | ↓ | 6422.019 | 6421.931 | 500.00 | +477.73 |
| 2024-12-01 09:33:48 GMT | 128680264181 | | ↓ | 6422.840 | 6422.835 | 500.00 | +477.93 |
| 2024-12-01 09:32:54 GMT | 128680260821 | | ↓ | 6422.905 | 6422.799 | 500.00 | +477.91 |
| 2024-12-01 09:32:20 GMT | 128680256641 | | ↑ | 6422.190 | 6422.648 | 500.00 | +477.81 |
| 2024-12-01 09:31:52 GMT | 128680253081 | | ↑ | 6422.643 | 6422.685 | 500.00 | +477.90 |
| 2024-12-01 09:31:29 GMT | 128680249581 | | ↑ | 6422.647 | 6423.018 | 500.00 | +477.92 |
| 2024-12-01 09:31:02 GMT | 128680246061 | | ↑ | 6422.298 | 6422.400 | 500.00 | +477.88 |
| 2024-12-01 09:30:40 GMT | 128680241701 | | ↓ | 6422.996 | 6422.932 | 500.00 | +477.95 |
| 2024-12-01 09:29:42 GMT | 128680231941 | | ↑ | 6422.674 | 6423.207 | 500.00 | +477.91 |
| 2024-12-01 09:29:23 GMT | 128680228841 | | ↑ | 6422.641 | 6422.987 | 500.00 | +477.91 |

| Account | No. of runs | Total stake | Total payout | Win | Loss | Total profit/loss | Balance |
|-----------|-------------|-------------|--------------|-----|------|-------------------|----------|
| CR3534269 | 32 | 16000.00 | 31293.33 | 32 | 0 | +15293.33 | 18793.87 |

2024-12-01 09:34:50 GMT

16:32 bot.deriv.com

Summary

Bot has stopped.

Attempting to Buy Buy succeeded Contract closed

Buy amount: 160.00 ID: 121601786921 ID: 121601787981

| Entry Spot | Exit Spot | Buy Price | Profit/Loss | Status |
|------------|-----------|-----------|-------------|---------|
| 6250.816 | 6250.943 | 160.00 | 152.97 | Settled |
| 6250.712 | 6250.881 | 160.00 | 152.77 | Settled |
| 6247.907 | 6247.035 | 160.00 | 152.66 | Settled |
| 6245.909 | 6245.739 | 160.00 | 152.74 | Settled |
| 6246.581 | 6246.676 | 160.00 | 152.71 | Settled |
| 6246.158 | 6246.655 | 160.00 | 152.76 | Settled |
| 6247.096 | 6247.465 | 160.00 | 152.62 | Settled |
| 6245.320 | 6245.006 | 160.00 | 152.72 | Settled |
| 6247.895 | 6247.114 | 160.00 | 152.79 | Settled |
| 6247.217 | 6247.668 | 160.00 | 152.69 | Settled |
| 6246.121 | 6246.220 | 160.00 | 152.71 | Settled |

| Count | Win | Loss | Total profit/loss | Balance |
|-------|-----|------|-------------------|-------------|
| 17 | 19 | 0 | 2902.17 | 3102.71 USD |

Stopping the bot will prevent further trades. Any ongoing trades will be completed by our system. Please be aware that some completed trades may be pending while the bot is stopped.

[Greenlight AI Premium By Trade Africa Hub] Bot Analyzing ...

Trader's Hub **deriv Bot** Reports Cashier 8,042.90 USD Deposit

Dashboard Bot Builder Charts Tutorials **Run** Bot is not running

Quick strategy

Blocks menu

Search

Trade parameters

Purchase conditions

Sell conditions (optional)

Restart trading conditions

Analysis

Utility

Transactions detailed summary

| Timestamp | Reference | Market | Trade type | Entry spot | Exit spot | Buy price | Profit/Loss |
|-------------------------|--------------|---------|------------|------------|-----------|-----------|-------------|
| 2024-07-13 19:30:44 GMT | 121673114341 | EUR/USD | Buy | 6205.285 | 6205.446 | 270.00 | +258.10 |
| 2024-07-13 19:30:20 GMT | 121673111121 | EUR/USD | Sell | 6205.646 | 6205.583 | 270.00 | +258.14 |
| 2024-07-13 19:29:46 GMT | 121673108241 | EUR/USD | Sell | 6206.050 | 6205.774 | 270.00 | +258.21 |
| 2024-07-13 19:29:28 GMT | 121673104901 | EUR/USD | Buy | 6205.757 | 6206.050 | 270.00 | +258.13 |
| 2024-07-13 19:28:59 GMT | 121673101761 | EUR/USD | Sell | 6205.801 | 6205.754 | 270.00 | +258.16 |

| Account | No. of runs | Total stake | Total payout | Win | Loss | Total profit/loss | Balance |
|-----------|-------------|-------------|--------------|-----|------|-------------------|---------|
| CR2945839 | 30 | 8100.00 | 15842.69 | 30 | 0 | +7742.69 | 8042.9 |

Reports Cashier 8,971.83 USD Deposit





Tutorials **Run** Bot is not running


Greenlight





Transactions detailed summary


| Timestamp | Reference | Market | Trade type | Entry spot | Exit spot | Buy price | Profit/Loss |
|-------------------------|--------------|---------|------------|------------|-----------|-----------|-------------|
| 2025-01-14 01:14:10 GMT | 130689234381 | EUR/USD | Sell | 6496.191 | 6495.869 | 550.00 | +526.59 |
| 2025-01-14 01:13:55 GMT | 130689233481 | EUR/USD | Sell | 6496.325 | 6496.314 | 550.00 | +526.67 |
| 2025-01-14 01:13:05 GMT | 130689232141 | EUR/USD | Buy | 6496.181 | 6496.372 | 550.00 | +526.59 |
| 2025-01-14 01:12:28 GMT | 130689230821 | EUR/USD | Sell | 6495.908 | 6495.655 | 550.00 | +526.55 |
| 2025-01-14 01:11:52 GMT | 130689228081 | EUR/USD | Sell | 6496.008 | 6496.781 | 550.00 | +526.81 |

| Account | No. of runs | Total stake | Total payout | Win | Loss | Total profit/loss | Balance |
|-----------|-------------|-------------|--------------|-----|------|-------------------|---------|
| CR2945839 | 16 | 8800.00 | 17221.45 | 16 | 0 | +8421.45 | 8971.83 |

08:38    







app.deriv.com 


   **19,179.81 USD** 

 **Reset**

Summary **Transactions** Journal


Download **View Detail**






| Type | Entry/Exit spot | Buy price and P/L |
|-------------------------------------------------------------------------------------|-----------------------------------------------------------------------------|----------------------------------|
|  | <input checked="" type="radio"/> 6273.915 <input type="radio"/> 6273.795 | 600.00 USD +580.89 USD |
|  | <input checked="" type="radio"/> 6273.986 <input type="radio"/> 6273.793 | 600.00 USD +580.93 USD |
|  | <input checked="" type="radio"/> 6274.663 <input type="radio"/> 6274.274 | 600.00 USD +581.11 USD |
|  | <input checked="" type="radio"/> 6275.037 <input type="radio"/> 6275.159 | 600.00 USD +581.24 USD |
|  | <input checked="" type="radio"/> 6275.401 <input type="radio"/> 6275.161 | 600.00 USD +581.36 USD |
|  | <input checked="" type="radio"/> 6275.593 <input type="radio"/> 6275.689 | 600.00 USD +581.44 USD |

 **TRADE AFRICA HUB**
BY AFRICA INNOVATIONS

[What's this?](#)

| | | |
|-----------------------|----------------------|--------------------------|
| Total stake | Total payout | No. of runs |
| 19,200.00 USD | 37,778.97 USD | 32 |
| Contracts lost | Contracts won | Total profit/loss |
| 0 | 32 | +18,578.97 USD |

 **Run** **Bot is not running**

TRADE AFRICA HUB
BY AFRICA INNOVATIONS